


PRODUCT DATA SHEET

ISO-CONNECT VARIO XD



PRODUCT DESCRIPTION

ISO-CONNECT VARIO XD is a humidity variable special foil for the inner and outer sealing of windows and facade connecting joints. The foil reacts to the different seasonal temperature gradients by variably adapting its sd-value, thus achieving a high drying effect in the joint all year round. It complies with the requirements of GEG (Building Energy Act, EnEV was valid 31.10.20) concerning the airtightness of the building envelope and the recommendations of the RAL quality assurance association for windows and doors in the "installation guide".

APPLICATION

ISO-CONNECT VARIO XD is perfectly suited for the sealing of both internal and external window and door elements in metal, window and facade constructions. The fleece-covered special foil is available in different self-adhesive finishes for quick and proficient installation. The foil can be used under the window sill (eg. for External Wall Insulation systems) as the 2nd trough shaped sealing level.

FINISHES

- Finish A: without self-adhesive strip
- Finish B: SK foil; self-adhesive on one side using 1 acrylic strip on the smooth foil side
- Finish C: SK fleece; self-adhesive on one side using 1 acrylic strip on the textured fleece side
- Finish D: BT foil; self-adhesive on one side using 1 butyl strip on the smooth foil side

PRODUCT ADVANTAGES

- only one product for internal and external sealing (avoids application mistakes, makes purchasing and storage easier)
- high drying effect in the joint thanks to humidity-regulating functional mechanism (variable sd-value)
- resistant to driving rain up to more than 1,050 Pa
- high tear resistance
- up to 1 year UV light stability in any weather conditions
- special fleece surface, easy to plaster and glue over
- with self-adhesive strips for efficient application
- complies with the requirements of the Building Energy Act (EnEV was valid 31.10.20) and the recommendations of the RAL "installation guide"
- 10 Year Function Warranty*

* On the conditions of the manufacturer (available on request).

- Finish E: 2SK; self-adhesive on the same edge of both/alternating sides using 1 acrylic strip on the textured fleece side and 1 acrylic strip on the smooth foil side
- Finish F: 2SK-1BT Duo; self-adhesive on both/alternating sides using 1 acrylic strip on the textured fleece side and 1 acrylic strip, plus 1 butyl strip on the smooth foil side



ISO-CONNECT VARIO XD

Technical data	Standard	Classification
Material description		polymer fleece foil
Colour		black
Building material class	DIN EN 13501-1	E
Impermeable to driving rain	DIN EN 1027	≥ 1,050 Pa
sd-value (vapour diffusion permeability)	DIN EN ISO 12572	depending on the average air humidity, sd-value between approx. 1 and 12 m*
Air permeability coefficient	DIN EN 12114	$a \leq 0.1 \text{ m}^3 / [\text{h} \cdot \text{m} \cdot (\text{daPa})^{2/3}]$
UV stability (fleece side)		approx. 12 months
Temperature stability range		approx. -40 °C to approx. +80 °C
Handling temperature		approx. +5 °C to approx. +45 °C
Dimension tolerance	DIN 7715 T5 P3	requirements fulfilled
Shelf life		1 year, dry and in original packing

* The recording of the variable sd-value is only possible with a dynamic calculation program (e. g. in accordance with literature specification [10] in DIN 4108-3:2001-07). When calculation is done using a static method, a fixed sd-value of 2.5 m can be used.

PROCESSING

The bonding surfaces must be free of humidity, dust, stripping agents, oil, grease and other anti-adhesive substances. Pretreat porous and absorbent surfaces with primer. Bond the window connection foil without tension with sufficient slack for movement between the frame and the building reveal. Unless using finish F, we recommend ISO-TOP FLEX-ADHESIVE for this purpose (see product data sheet ISO-TOP FLEX-ADHESIVE for the correct selection to match your requirements). Apply enough adhesive to leave a caterpillar strip about 30 mm wide and at least 1 mm thick after the foil has been pressed in place.

With the butyl self-adhesive version, pretreat the surface with primer if necessary and then apply the butyl self-adhesive to the surface. Use a roller to carefully press the strip in place. On areas which are to be plastered over, a full surface bonding caterpillar strip should be applied. A foil surface of max. 20 mm should be left unglued to allow for potential movement. Corners and overlaps in the foil must be bonded using ISO-TOP FLEX-ADHESIVE. It must be noted that only the fleece-covered side can be plastered over. The window connection foil bonded to the outside of the building must always be covered. As the 2nd level sealing, under a window sill, lay it in a trough shape with side going up the reveal wall, paying particular attention to the corners (possibly by using preprepared corners). For detailed information about processing see the installation instructions.

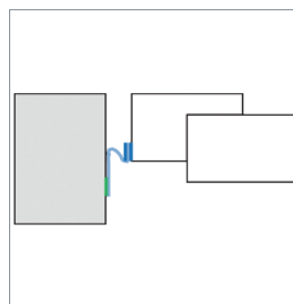
DIMENSIONS

width: 70 – 600 mm (depending on the finish)

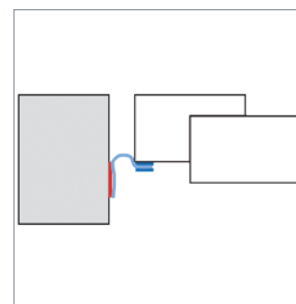
PACKAGING

rolls, roll length: 50 m


SELECT SPECIFIC VERSION ACCORDING TO INSTALLATION DETAILS




Finish F: 2SK-1 BT Duo



Finish E: 2SK and ISO-TOP FLEX-ADHESIVE



SK one-sided self-adhesive for bonding to frames



SK alternating self-adhesive for bonding to fram